



Amherst Central School District Survey Results

***From the Erie County Multi-District Stakeholder Input
Survey for the Reopening of Schools, Fall 2020***

Overview

Amherst Central School District was one of 17 Erie County School Districts who each surveyed its district stakeholders, all asking the same questions, to better understand the perspectives and level of concern regarding the reopening of our schools for students in September 2020.

The survey was open for 10 days and this snapshot of opinion taken between June 10-19, 2020 gives school superintendents important information upon which we can reflect as we plan. 1,493 responses were collected from Amherst CSD staff, families and the community.

The regional information and data gathered from the survey will help our district, and other local districts, best prepare and develop plans, protocols, and safety measures that are appropriate and align with our stakeholders expectations. Our top priority is the health, safety, and welfare of our students, staff, and families.

As we receive more guidance and direction over the summer from the Governor, health officials, and the NYS Education Department, we will work to create and implement the planning necessary to safely educate our students.

We offer the ACSD results in this report and thank those that participated in sharing their views and opinions.

Results

1. Which District are you associated with?

Amherst - 1,493 responses (5.7% of total 25,505 survey respondents)

2. How do you identify yourself?

Please note: If you have multiple roles (e.g. parent and teacher) please consider filling out the form separately for each of your roles. We value your differentiated input in multiple roles.

1,493 responses

Role	Count	Pct.
Administrator	4	0.3%
Aide	1	0.1%
Alum & resident	1	0.1%
Citizen of Amherst	1	0.1%
Coach	1	0.1%
Coach/lives in district/alumni board/alumni	1	0.1%
Community member whose neighbors go to school	1	0.1%
Counselor/Social Worker/Psychologist/Nurse/Other School Support Provider	16	1.1%
Custodial staff	1	0.1%
Grandparent	2	0.1%
home owner but grandchildren in the district	1	0.1%
Live in district	1	0.1%
Occupational therapist preschool	1	0.1%
Parent and taxpayer	1	0.1%
Parent of former student	1	0.1%
Parent/Family Member	1214	81.3%
Parent/Family Member, A parent of 1 typical AND 1 special needs student - none of the ?s address those needs	1	0.1%
Parent/Family Member, Board of Education member	1	0.1%
Parent/Family Member, Bus driver	1	0.1%
Parent/Family Member, Counselor/Social Worker/Psychologist/Nurse/Other School Support Provider	7	0.5%
Parent/Family Member, School/District Support Staff	5	0.3%
Parent/Family Member, Student	5	0.3%
Parent/Family Member, Teacher	21	1.4%
Resident	1	0.1%
School/District Support Staff	33	2.2%
School/District Support Staff, Food service helper	1	0.1%
Student	42	2.8%
Student, Counselor/Social Worker/Psychologist/Nurse/Other School Support Provider	1	0.1%
Student, Teacher	1	0.1%
TAX PAYER	2	0.1%
Teacher	120	8.0%
teacher aide	1	0.1%
Teacher, Coach	1	0.1%
Teaching assistant	1	0.1%

3. If you are a parent/student, which grade band represents you/your child(ren)?

Please include each grade band that applies.

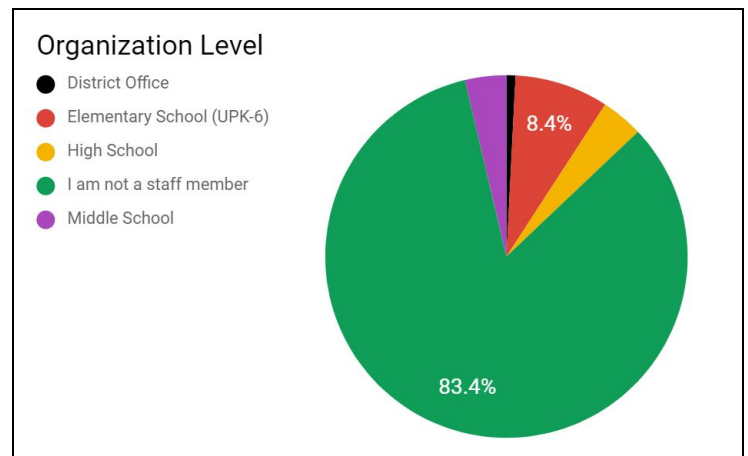
1,493 responses

Grade Band	Count	Pct.
3-5	148	9.9%
3-5, 6-8	95	6.4%
3-5, 6-8, 9-12	21	1.4%
3-5, 9-12	31	2.1%
6-8	140	9.4%
6-8, 9-12	130	8.7%
9-12	279	18.7%
9-12, I am not a student/parent	2	0.1%
I am not a student/parent	157	10.5%
K-2	275	18.4%
K-2, 3-5	133	8.9%
K-2, 3-5, 6-8	26	1.7%
K-2, 3-5, 6-8, 9-12	3	0.2%
K-2, 3-5, 9-12	6	0.4%
K-2, 6-8	29	1.9%
K-2, 6-8, 9-12	5	0.3%
K-2, 9-12	13	0.9%

4. If you are a staff member, what organizational level describes your connection to the district?

1,493 responses

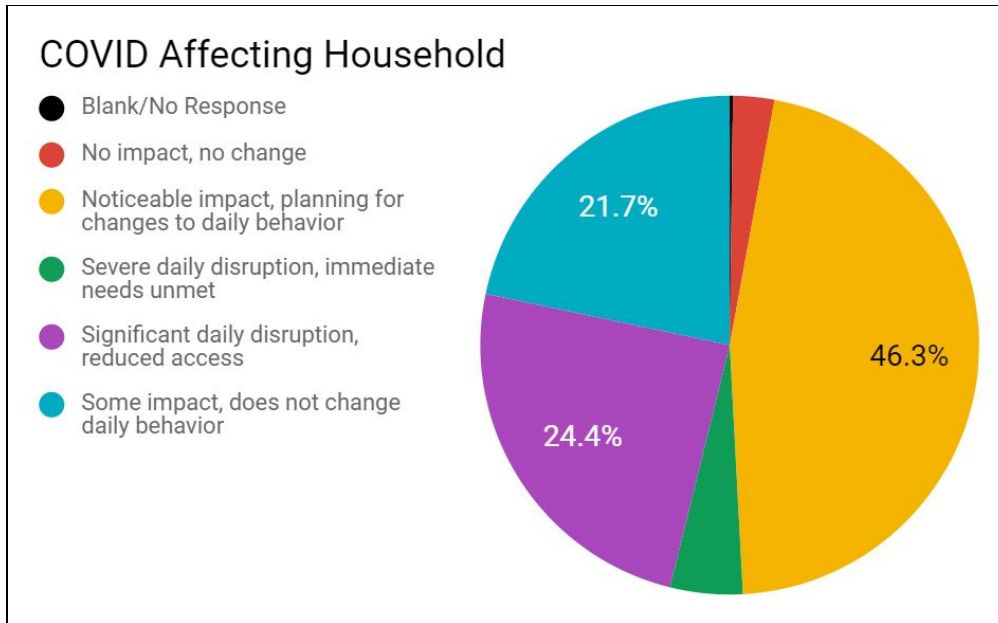
Connection to District	Count	Pct.
District Office	12	0.8%
Elementary School (UPK-6)	125	8.4%
High School	56	3.8%
I am not a staff member	1245	83.4%
Middle School	55	3.7%



5. Overall, how much has the COVID-19 pandemic affected you and your household?

1,493 responses

Household Affected	Count	Pct.
Blank/No Response	3	0.2%
No impact, no change	40	2.7%
Noticeable impact, planning for changes to daily behavior	691	46.3%
Severe daily disruption, immediate needs unmet	70	4.7%
Significant daily disruption, reduced access	365	24.4%
Some impact, does not change daily behavior	324	21.7%



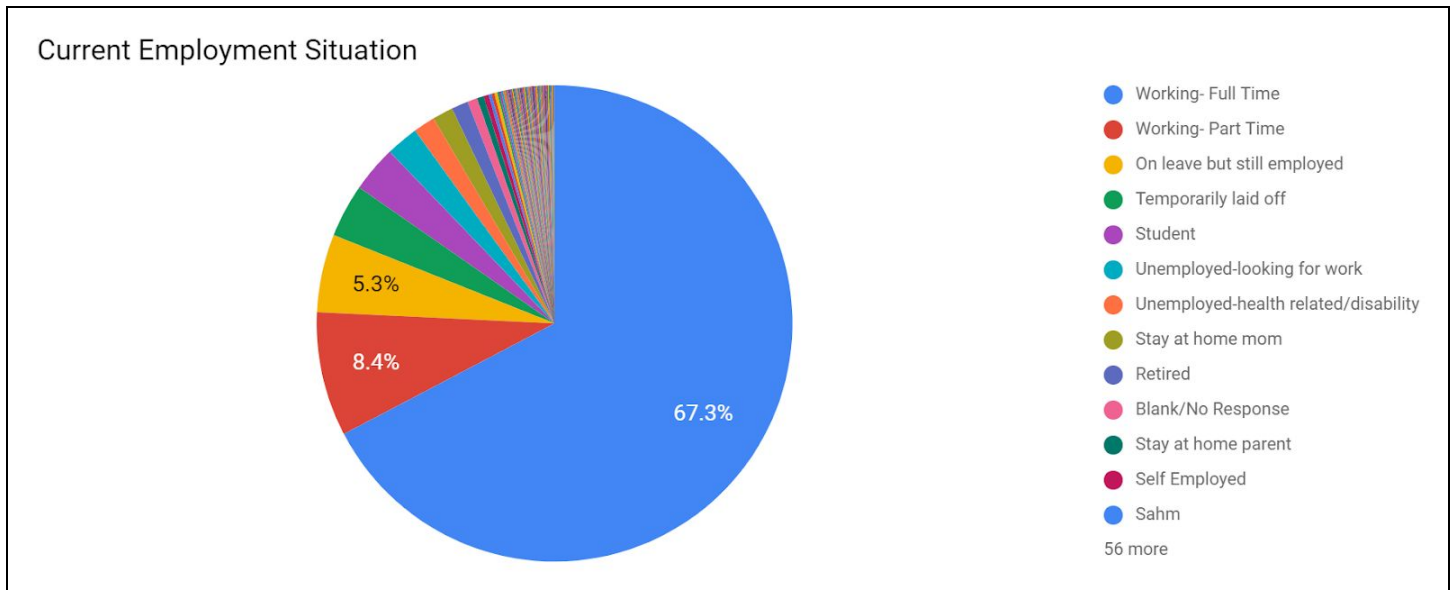
6. Which best describes your CURRENT employment situation.

1,493 responses

Current employment situation	Count	Pct.
Blank/No Response	10	0.7%
At home parent	1	0.1%
BPS Teacher	1	0.1%
Business owner	1	0.1%
Business owner , has to close	1	0.1%
didn't make enough per week to qualify for unemployment, but can't work because of covid either.	1	0.1%
done for the year, but still employee	1	0.1%
Freelance awaiting work to resume, and a Part time job currently working	1	0.1%
Full time from home right now but if school starts will be back at work outside the house.	1	0.1%
Graduate student and working part time	1	0.1%
Have not worked since eo March however being compensated	1	0.1%
Home maker	2	0.1%
Husband is still working but I am a Business owner but currently shut down due to Covid 19	1	0.1%

Husband works full time, I stay home.	1	0.1%
I'm a full time student but I am temporarily laid off from my part time job	1	0.1%
I'm working temporary full time. I owned a business up until the pandemic started and the business is no longer viable.	1	0.1%
Job in jeopardy	1	0.1%
Laid off because schools are closed	1	0.1%
Mom	1	0.1%
Mom working full time, Dad retired	1	0.1%
Not employed	2	0.1%
Not employed - community volunteer	1	0.1%
Off for the summer/10 month position	1	0.1%
On leave but still employed	79	5.3%
On unemployment	1	0.1%
One income household	1	0.1%
One parent working at reduced hours, one parent laid off.	1	0.1%
Own business. Currently unemployed	1	0.1%
reduced hours but still working	1	0.1%
Remote teaching	1	0.1%
Remote teaching from home	1	0.1%
Retired	17	1.1%
Retired, part time consultant	1	0.1%
Sahm	3	0.2%
SAHM/Husband Front Line Worker	1	0.1%
Self Employed	5	0.3%
Self-employed	1	0.1%
Shut down by NYS due to COVID P	1	0.1%
Stay at home	2	0.1%
Stay at home mom	21	1.4%
Stay at home mom/ taking care of medically disabled son	1	0.1%
Stay at home mother	1	0.1%
Stay at home parent	7	0.5%
Stay-at-home mom	1	0.1%
Stay-at-home Mom with working husband	1	0.1%
Still employed. TA. Not going in to work	1	0.1%
Student	47	3.1%
Summer break	1	0.1%
Teacher	1	0.1%
teaching from home full time	1	0.1%
Temporarily laid off	54	3.6%
Unemployed virus	1	0.1%
Unemployed, At home parent, classroom volunteer	1	0.1%
Unemployed-health related/disability	22	1.5%
Unemployed-looking for work	33	2.2%
Work from home	1	0.1%
Work full time and a student	1	0.1%
Work per diem	1	0.1%

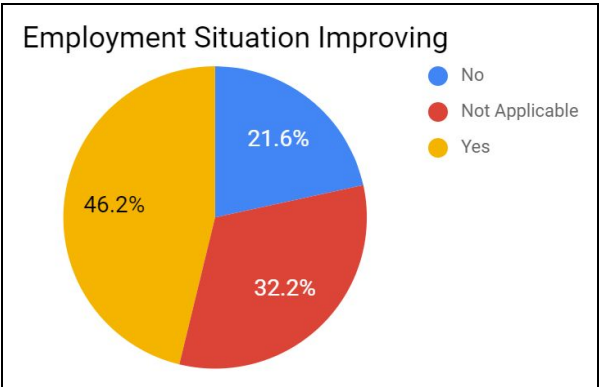
Working as full time stay at home mother	1	0.1%
Working from home	3	0.2%
Working FT from home as an SLP - distance learning - teletherapy.	1	0.1%
Working- Full Time	1005	67.3%
Working full time from home	2	0.1%
Working- Part Time	126	8.4%
Working part time (virtually online)	1	0.1%
Working part time at multiple jobs	1	0.1%
working per diem/mostly working from home	1	0.1%
working, through google meet	1	0.1%
Workshare	3	0.2%



7. If students return to school in September, would that improve your employment situation or your availability to improve your employment situation?

1,493 responses

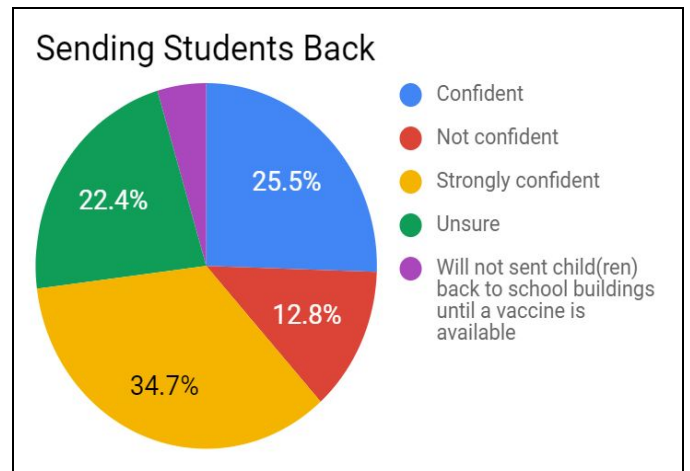
Improve Employment	Count	Pct.
No	322	21.6%
Not Applicable	481	32.2%
Yes	690	46.2%



8. School Districts will comply with all CDC guidelines, to the best extent possible, to provide a safe and healthy school environment. How confident will you be to send your child back to school knowing this?

1,493 responses

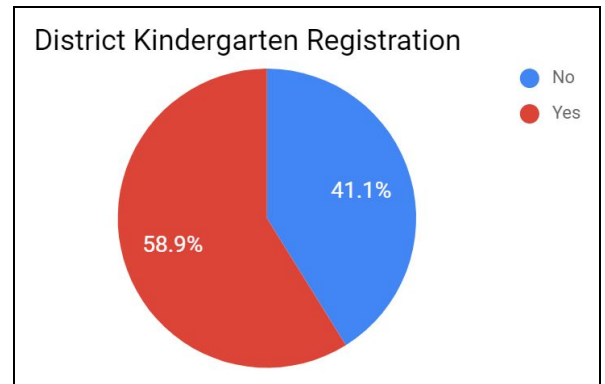
Confidence in Sending Back	Count	Pct.
Confident	381	25.5%
Not confident	191	12.8%
Strongly confident	518	34.7%
Unsure	334	22.4%
Will not sent child(ren) back to school buildings until a vaccine is available	69	4.6%



9. If you have a child that will be of Kindergarten age this Fall, will you be enrolling them in the district if students return to school in September?

479 responses (Grade K only respondents)

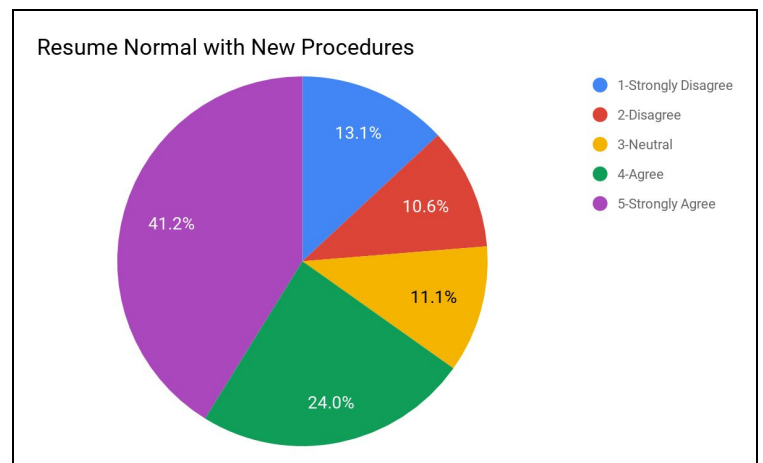
Enroll in ACSD Kindergarten	Count	Pct.
No	197	41.1%
Yes	282	58.9%



10a. I believe in-person school SHOULD resume as normal, in September, with some new procedures to reduce the spread of illness.

1,493 responses

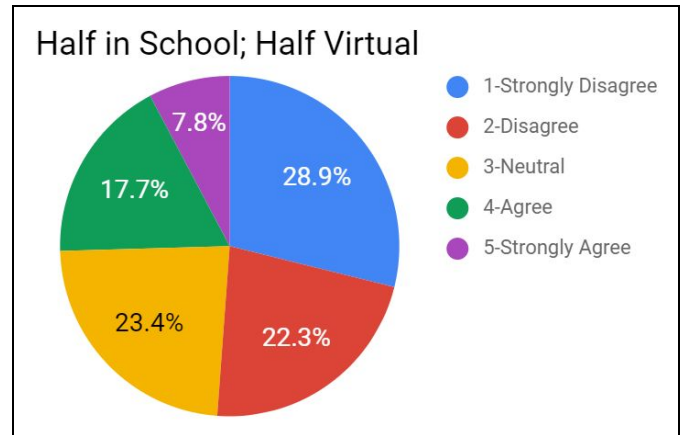
Resume with New Procedures	Count	Pct.
1-Strongly Disagree	195	13.1%
2-Disagree	159	10.6%
3-Neutral	166	11.1%
4-Agree	358	24.0%
5-Strongly Agree	615	41.2%



10b. I believe in-person school should resume in September, with HALF of the students ATTENDING SCHOOL on any given day and the other HALF of the students virtually learning from HOME.

1,493 responses

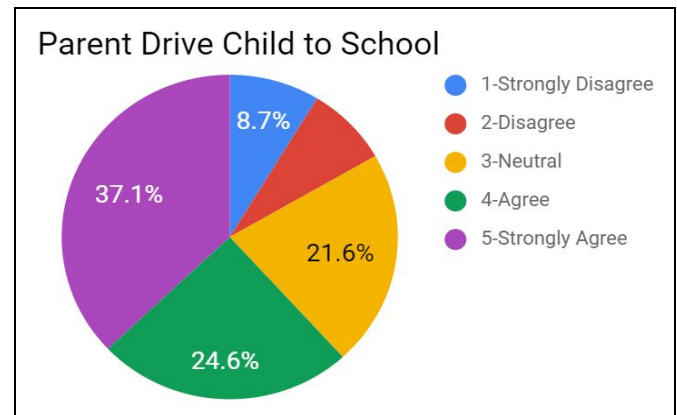
Half in School; Half Virtual	Count	Pct.
1-Strongly Disagree	431	28.9%
2-Disagree	333	22.3%
3-Neutral	349	23.4%
4-Agree	264	17.7%
5-Strongly Agree	116	7.8%



11a. I would transport my child or children to help reduce the number of students on a bus at any given time.

1,493 responses

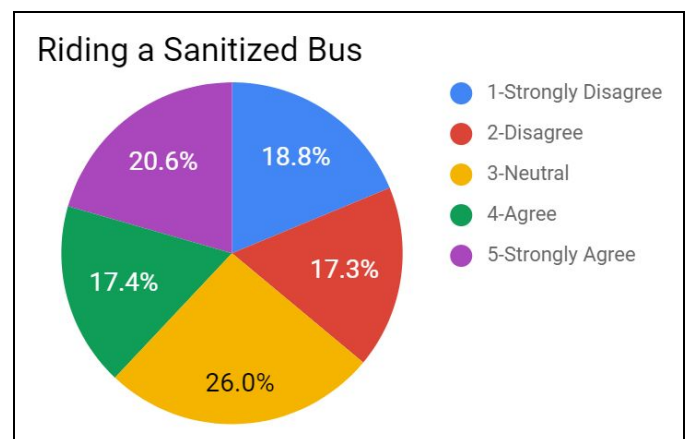
Parent Transport to School	Count	Pct.
1-Strongly Disagree	130	8.7%
2-Disagree	119	8.0%
3-Neutral	322	21.6%
4-Agree	368	24.6%
5-Strongly Agree	554	37.1%



11b. I am comfortable with my child(ren) being transported everyday to and from school on a deep cleaned/sanitized school bus with regular volumes of student passengers.

1,493 responses

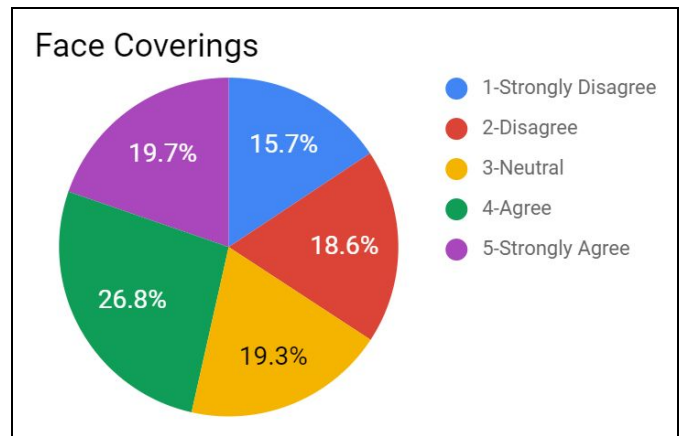
Comfort With Student Transport	Count	Pct.
1-Strongly Disagree	280	18.8%
2-Disagree	258	17.3%
3-Neutral	388	26.0%
4-Agree	260	17.4%
5-Strongly Agree	307	20.6%



12a. I believe in-person school should resume in September and face coverings should be worn by STAFF and STUDENTS when social distancing is not possible.

1,493 responses

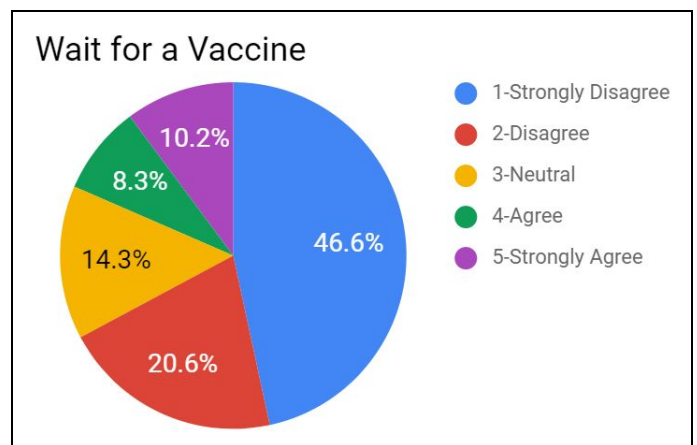
	Count	Pct.
1-Strongly Disagree	234	15.7%
2-Disagree	277	18.6%
3-Neutral	288	19.3%
4-Agree	400	26.8%
5-Strongly Agree	294	19.7%



12b. I believe school should NOT resume in September, and all students should continue using distant learning technologies until a vaccine becomes available.

1,493 responses

Wait for a Vaccine	Count	Pct.
1-Strongly Disagree	696	46.6%
2-Disagree	307	20.6%
3-Neutral	214	14.3%
4-Agree	124	8.3%
5-Strongly Agree	152	10.2%



13. If students/staff return to school in September, which measures do you currently believe are MOST important for the district to employ? Please mark all that apply.

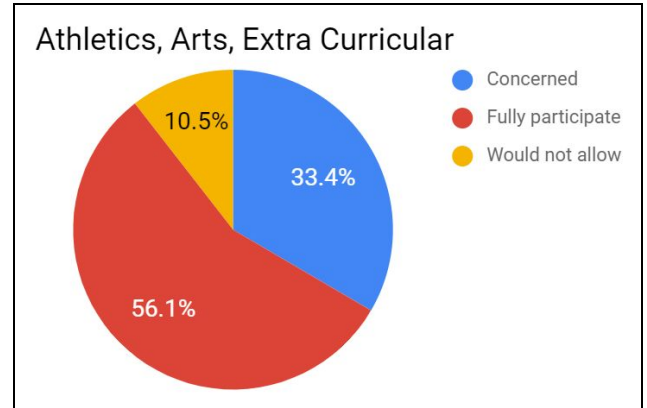
1,493 respondents

	Response #	Respondents %
Social Distancing - wearing masks at ALL times	358	23.98%
Social Distancing - wearing masks when you cannot be 6 feet apart	711	47.62%
Hand sanitizer in each classroom and common area	1,398	93.64%
COVID19 testing of Staff and Students before re-entry to school in the Fall	769	51.51%
Daily testing of student/staff temperature	855	57.27%
No lunchroom use for students	458	30.68%
No auditorium use for students	445	29.81%
No playground use for students	299	20.03%
Staggered start and end times to the school day	471	31.55%
Limited hallway travel and changing of classes	734	49.16%
No sharing of any classroom resources/materials. (For example; electronic devices, books, lockers, supplies, games, etc.)	768	51.44%

14. What is your expectation regarding student athletics, performing arts, and extra-curricular activities if students return to school in September?

1,493 responses

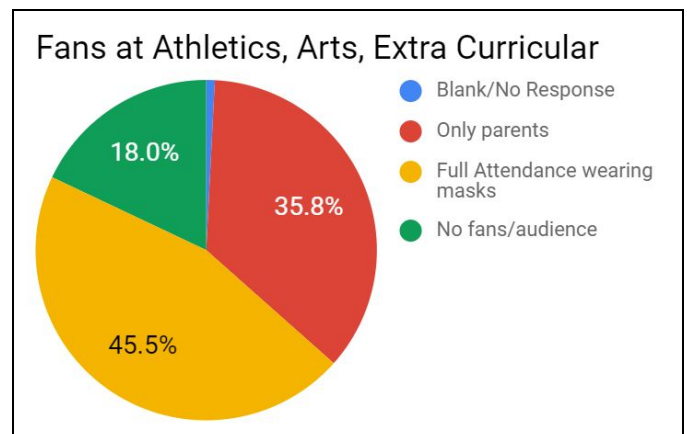
	Count	Pct.
I am CONCERNED about students participating in these events because of social distancing challenges while participating	499	33.4%
I FULLY expect these events to be provided for student participation in a traditional format with reasonable safety measures	837	56.1%
I would NOT allow my student(s) to participate in these events at this time	157	10.5%



15. What is your expectation regarding fan/audience attendance at student athletics, performing arts, and extra-curricular activities when/if students return to school in September?

1,493 responses

	Count	Pct.
Blank/No Response	12	0.8%
I expect ONLY parents should be able to attend these events	534	35.8%
I FULLY expect parents and the public to be able to attend these events in a traditional format with reasonable safety measures and the wearing of masks when not 6 feet apart from others	679	45.5%
NO fans/audience should be able to attend school events at this time	268	18.0%



16. What precautions would make you feel MOST comfortable with your student participating in athletics, performing arts, and extracurricular activities?

*These were the top overall most common responses written out of 656 responses.

- Cleaning and Sanitizing
- Handwashing
- Social Distancing
- Temperature Checks
- Common Sense
- Vaccine
- Masks
- No shared equipment
- No response, change nothing